

GEORGIA

Latino Children's Health Coverage Facts

State officials' decisions about coverage options, especially in times of crises, have a profound effect on children and can exacerbate pre-existing racial and ethnic disparities. In Georgia, the uninsured rate for children overall is higher than the national average (8.1% vs. 5.2%). Additionally, Latino children are 2.5 times as likely to be uninsured than other children in the state (16.5% vs. 6.6%). Expanding Medicaid and removing barriers to Medicaid and PeachCare for Kids enrollment would help reduce this disparity.

Latino Kids' Coverage



Georgia is home to almost **65,000** uninsured Latino kids



The uninsured rate for Latino kids in Georgia is **16.5%**

2.5x

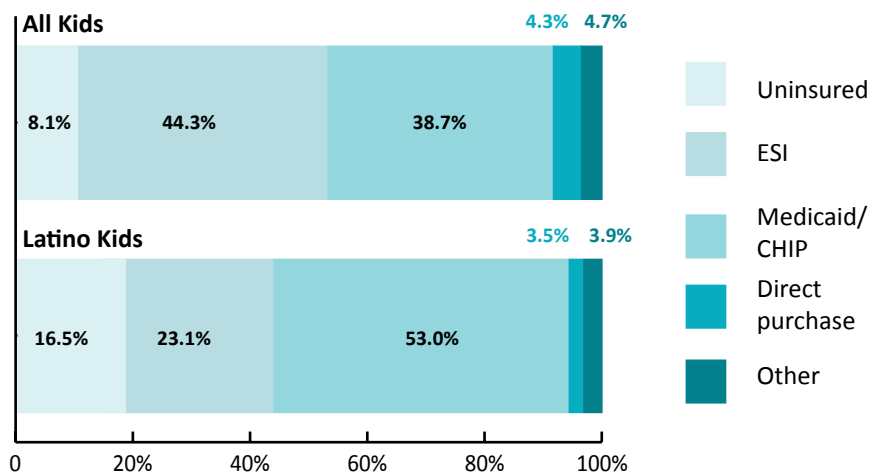
Latino kids are 2.5 times more likely to be uninsured compared to other kids

Medicaid and Latino Kids

While Medicaid and PeachCare for Kids (CHIP) are important sources of coverage for all children in Georgia, they are especially important for Latino children. Latino families have a higher labor force participation rate than others in the country, but are more likely to work in industries that do not offer employer-sponsored insurance (ESI). Medicaid and PeachCare for Kids fill an important gap by providing affordable health coverage to these working families.

Medicaid/CHIP is the Largest Source of Coverage for Latino Kids

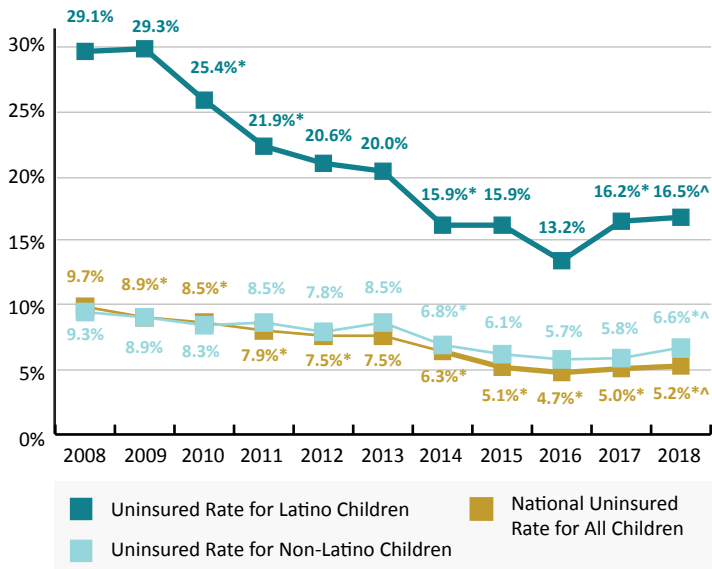
Coverage Sources for Kids in Georgia, 2018



Covering Parents Helps Children

Children are about twice as likely to have coverage in states that expanded Medicaid to cover more parents compared to children in states like Georgia that have not.

Latino Child Trends Over Time



Coverage Disparities Persist

Child Uninsured Rates, 2008-2018

All children in Georgia are significantly more likely to be uninsured compared to the national average. Latino children make up 14.8% of the child population in Georgia. Coverage disparities between Latino children and other children in Georgia narrowed from 2008 to 2016. Between 2016 and 2018, the uninsured rate went in the wrong direction for all children in the state and coverage disparities widened.

Note: * Change significant at the 90% confidence level and relative to prior year. ^ Change significant at the 90% confidence level (2016-2018).



Older Children are More Likely to be Uninsured

Latino Child Uninsured Rates in Georgia by Age, 2016 and 2018

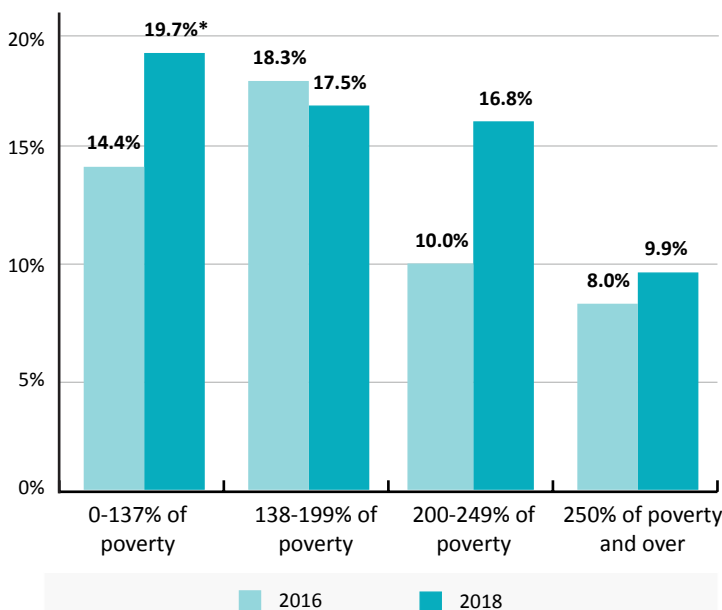
The uninsured rate for Latino children in Georgia increased across all age groups between 2016 and 2018, and the uninsured rate goes up as children age. The uninsured rate increased significantly for the oldest age group, leaving a staggering 1 in 4 Latino teens in Georgia uninsured by 2018. Although over 93.5% of Georgia's Latino children are U.S. citizens, anti-immigrant rhetoric may lead parents to not enroll or renew their children's coverage out of fear.

0-5 years old		6-12 years old		13-18 years old	
2016	2018	2016	2018	2016	2018
9.4%	12.1%	11.8%	13.3%	19.5%	25.0%*

Families in All Income Groups Struggle to Access Coverage

Latino Child Uninsured Rates in Georgia by Census Poverty Threshold, 2016 and 2018

The uninsured rate for Latino children in Georgia goes down as income goes up. The uninsured rate increased significantly for the lowest income group, reaching 19.7% in 2018. These data show that children in families earning less than 250% of the poverty threshold (about \$50,600 for a family of 3) are struggling to access affordable coverage. The disproportionate job losses among Latinos during the COVID-19 pandemic could result in even more coverage losses.



Top Georgia Counties and Congressional Districts with the Most Uninsured Latino Children, 2018

Counties and Congressional districts with large Latino child populations are more likely to have large numbers of uninsured Latino children, but state and local policies have an impact on the coverage rates.

Number & Rate of Uninsured Latino Children by County in Georgia		
County	Number of Uninsured Latino Kids	Latino Kids Uninsured Rate
Gwinnett County	12,644	17.4%
Cobb County	6,937	18.6%
DeKalb County	5,262	20.2%
Fulton County	3,740	14.0%
Hall County	3,670	16.3%
Clayton County	2,375	14.9%
Whitfield County	1,735	12.3%
Cherokee County	1,624	17.7%
Forsyth County	1,351	17.0%
Habersham County	904	32.1%

Number & Rate of Uninsured Latino Children by Congressional District in Georgia		
Congressional District (Geographic reference point)	Number of Uninsured Latino Kids	Latino Kids Uninsured Rate
District 7 (Peachtree Corners)	10,986	18.9%
District 6 (Marietta)	9,360	27.5%
District 9 (Gainesville)	7,596	18.7%
District 13 (Atlanta)	6,484	14.9%
District 11 (Cassville)	6,249	20.4%
District 14 (Ranger)	4,793	14.8%
District 4 (Lithonia)	3,861	11.9%
District 2 (Albany)	2,546	18.5%

Policy Recommendations

Health coverage is more important than ever. Any prior gains must be preserved especially as the economy falters. Some states have laid the groundwork to protect children by enacting policies to cover as many children as possible with more straightforward enrollment and renewal processes. The growth of Georgia’s Latino population is more recent than in some other states, giving state policymakers a unique opportunity to reverse these trends and lay a solid foundation for covering more children as this population increases by:



Expanding Medicaid



Adopting 12 months continuous coverage in Medicaid and PeachCare for Kids



Adopting Medicaid and Peach Care for lawfully present children



Covering all children regardless of citizenship status



Conducting culturally and linguistically competent outreach



UnidosUS, formerly the National Council of La Raza (NCLR), is the nation’s largest Latino civil rights and advocacy organization. Through our unique combination of research, advocacy, programs, and a national network of nearly 300 community-based Affiliate organizations across the country, we simultaneously challenge the social, economic, and political barriers that affect Latinos in the United States.



The Georgetown University Center for Children and Families (CCF) is an independent, nonpartisan policy and research center. As part of the McCourt School of Public Policy, CCF provides research, develops strategies, and offers solutions to improve the health of America’s children and families, particularly those with low and moderate incomes.

Most uninsured children are eligible but not enrolled in Medicaid or PeachCare for Kids. **To find out if your child is eligible for free or low-cost health coverage, go to www.insurekidsnow.gov.**

For more information about the methodology and sources, visit: <https://ccf.georgetown.edu/2020/06/29/fact-sheets-latino-childrens-health-coverage/>